



**DARK STORM
INDUSTRIES
DS-25**

SAFETY AND OPERATION MANUAL

**READ THE INSTRUCTIONS AND WARNINGS IN THE
MANUAL CAREFULLY BEFORE USING THIS FIREARM.**

STATE SPECIFIC WARNINGS:

CONNECTICUT:

UNLAWFUL STORAGE OF A LOADED FIREARM MAY RESULT IN IMPRISONMENT OR FINE.

FLORIDA:

IT IS UNLAWFUL, AND PUNISHABLE BY IMPRISONMENT AND FINE, FOR ANY ADULT TO STORE OR LEAVE A FIREARM IN ANY PLACE WITHIN THE REACH OR EASY ACCESS OF A MINOR UNDER 18 YEARS OF AGE OR TO KNOWINGLY SELL OR OTHERWISE TRANSFER OWNERSHIP OR POSSESSION OF A FIREARM TO A MINOR OR A PERSON OF UNSOUND MIND.

MAINE:

ENDANGERING THE WELFARE OF A CHILD IS A CRIME. IF YOU LEAVE A FIREARM AND AMMUNITION WITHIN EASY ACCESS OF A CHILD, YOU MAY BE SUBJECT TO FINE, IMPRISONMENT OR BOTH. KEEP FIREARMS AND AMMUNITION SEPARATE. KEEP FIREARMS AND AMMUNITION LOCKED UP. USE TRIGGER LOCKS.

MARYLAND:

WARNING: CHILDREN CAN OPERATE FIREARMS WHICH MAY CAUSE DEATH OR SERIOUS INJURY. IT IS A CRIME TO STORE OR LEAVE A LOADED FIREARM IN ANY LOCATION WHERE AN INDIVIDUAL KNEW OR SHOULD HAVE KNOWN THAT AN UNSUPERVISED MINOR WOULD GAIN ACCESS TO THAT FIREARM. STORE YOUR FIREARM RESPONSIBLY.

MASSACHUSETTS:

WARNING FROM THE MASSACHUSETTS ATTORNEY GENERAL: THIS PISTOL IS NOT EQUIPPED WITH A DEVICE THAT FULLY BLOCKS USE BY UNAUTHORIZED USERS. MORE THAN 200,000 FIREARMS LIKE THIS ARE STOLEN FROM THEIR OWNERS EVERY YEAR IN THE UNITED STATES. IN ADDITION, THERE ARE MORE THAN A THOUSAND SUICIDES EACH YEAR BY YOUNGER CHILDREN AND TEENAGERS WHO GET ACCESS TO FIREARMS. HUNDREDS MORE DIE FROM ACCIDENTAL DISCHARGE. IT IS LIKELY THAT MANY MORE CHILDREN SUSTAIN SERIOUS WOUNDS, OR INFLICT SUCH WOUNDS ACCIDENTALLY ON OTHERS. IN ORDER TO LIMIT THE CHANCE OF SUCH MISUSE, IT IS IMPERATIVE THAT YOU KEEP THIS WEAPON LOCKED IN A SECURE PLACE AND TAKE OTHER STEPS NECESSARY TO LIMIT THE POSSIBILITY OF THEFT OR ACCIDENT. FAILURE TO TAKE REASONABLE STEPS MAY RESULT IN INNOCENT LIVES BEING LOST, AND IN SOME CIRCUMSTANCES MAY RESULT IN YOUR LIABILITY FOR THESE DEATHS. IT IS UNLAWFUL TO STORE OR KEEP A FIREARM, RIFLE, SHOTGUN OR MACHINE GUN IN ANY PLACE UNLESS THAT WEAPON IS EQUIPPED WITH A TAMPER-RESISTANT SAFETY DEVICE OR IS STORED OR KEPT IN A SECURELY LOCKED CONTAINER.

NEW JERSEY:

IT IS A CRIMINAL OFFENSE TO LEAVE A LOADED FIREARM WITHIN EASY ACCESS OF A MINOR.

CALIFORNIA:

WARNING! THIS PRODUCT CAN EXPOSE YOU TO CHEMICALS INCLUDING LEAD, WHICH IS KNOWN TO THE STATE OF CALIFORNIA TO CAUSE CANCER AND BIRTH DEFECTS OR OTHER REPRODUCTIVE HARM. FOR MORE INFORMATION GO TO WWW.P65WARNINGS.CA.GOV.

NEW YORK:

THE USE OF A LOCKING DEVICE OR SAFETY LOCK IS ONLY ONE ASPECT OF RESPONSIBLE FIREARM STORAGE. FOR INCREASED SAFETY FIREARMS SHOULD BE STORED UNLOADED AND LOCKED IN A LOCATION THAT IS BOTH SEPARATE FROM THEIR AMMUNITION AND INACCESSIBLE TO CHILDREN AND ANY OTHER UNAUTHORIZED PERSON.

NEW YORK CITY:

THE USE OF A LOCKING DEVICE OR A SAFETY LOCK IS ONLY ONE ASPECT OF RESPONSIBLE FIREARMS STORAGE. FOR INCREASED SAFETY, FIREARMS SHOULD BE STORED UNLOADED AND LOCKED IN A LOCATION THAT IS BOTH SEPARATE FROM THEIR AMMUNITION AND INACCESSIBLE TO CHILDREN AND OTHER UNAUTHORIZED PERSONS.

NORTH CAROLINA:

IT IS UNLAWFUL TO STORE OR LEAVE A FIREARM THAT CAN BE DISCHARGED IN A MANNER THAT A REASONABLE PERSON SHOULD KNOW IS ACCESSIBLE TO A MINOR.

TEXAS:

IT IS UNLAWFUL TO STORE, TRANSPORT, OR ABANDON AN UNSECURED FIREARM IN A PLACE WHERE CHILDREN ARE LIKELY TO BE AND CAN OBTAIN ACCESS TO THE FIREARM.

WISCONSIN:

IF YOU LEAVE A LOADED FIREARM WITHIN THE REACH OR EASY ACCESS OF A CHILD YOU MAY BE FINED OR IMPRISONED OR BOTH IF THE CHILD IMPROPERLY DISCHARGES, POSSESSES, OR EXHIBITS THE FIREARM.

USE OF A LOCKING DEVICE



- Always keep your firearm pointed in a safe direction, including when you are installing or removing your locking device.
- Always verify that your firearm is completely unloaded (magazine and chamber) before installing your locking device.
- Clamp the trigger lock onto the trigger guard as to cover the trigger and prevent operation.
- Store firearms, ammunition and keys separately and securely away from children and careless adults.
- While a locking device is an important method of securing the rifle, remember that any locking device can be bypassed or removed with enough time, knowledge and determination.




LAWFUL USE

- This rifle is intended for lawful purposes only. Dark Storm Industries LLC will not be held liable for any misuse or improper configuration of this product.
- It is the responsibility of the user to configure and use their firearms in a manner that adheres to Federal, State and Local laws.
- Contact your local law enforcement agency for questions and more information on firearms laws in your area.

EXPORT RESTRICTIONS

- This item is subject to the Export Administration Regulations Act and is on the Commerce Control List (15 CFR 774).
- An export license from the U.S. Department of Commerce is required to export, re-export, transfer or re-transfer this item abroad, either in its original form, a modified form or after being incorporated into other end items.



DS-25 COMPONENT DIAGRAM



Break-In Period

- Perform preliminary lubrication procedure before initial use of firearm.
- The rifle will take approximately 500 rounds to be fully broken in.
- Repeat the Standard Lubrication every 100 rounds during this period.

LUBRICATING PROCEDURE

Preliminary Lubrication

1. Remove charging handle and BCG from rifle.
2. Apply CLP (cleaner, lubricant and protector) to top, sides and inside of charging handle slide.
3. Apply CLP around bolt where it enters bolt carrier.
4. Apply CLP to top of cam pin (under gas key).
5. Slide bolt in and out of carrier multiple times to distribute CLP.
6. Apply CLP to top of gas key and lower sides of bolt carrier.
7. Reinstall charging handle and BCG into rifle.


Standard Lubrication

1. Remove charging handle and BCG from rifle.
2. Apply CLP (cleaner, lubricant and protector) to top, sides and inside of charging handle slide.
3. Apply CLP around bolt where it enters bolt carrier.
4. Apply CLP to top of cam pin (under gas key).
5. Slide bolt in and out 10 times.
6. Wipe down bolt and sides of bolt carrier with a lint free rag.
7. Repeat steps 3-6 again.
8. Apply CLP to top of gas key and lower sides of bolt carrier.
9. Reinstall charging handle and BCG into rifle.

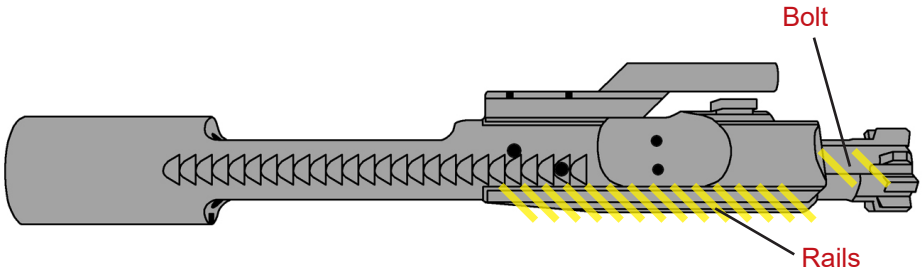
Ongoing Use

- Standard lubrication should be performed a minimum of once per 500 rounds or after each use once the break-in period is completed.
- DSI recommends Lucas Oil CLP or equivalent bio based cleaner, lubricant and protector for best results.
- Do not mix solvents, cleaners and lubricants from different brands.

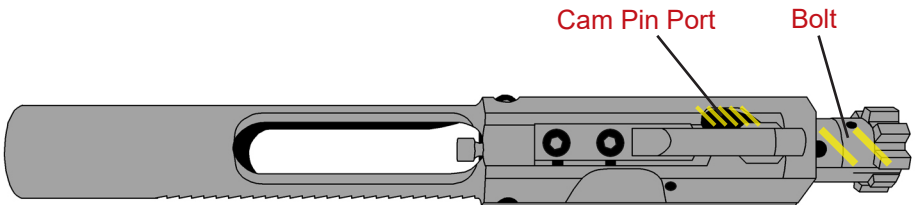
WHERE TO LUBRICATE



Apply CLP to the top and sides of the charging handle arm where it is highlighted yellow.



Apply CLP to the front rails on both sides of the bolt carrier and to the bolt where it is highlighted yellow.



Apply CLP inside of the cam pin port and to the bolt where it is highlighted yellow. Work the bolt back and forth inside of the carrier to distribute CLP.

FIRST FIRING PROCEDURE

Semi-Auto Function Check

1. Perform preliminary lubrication procedure before initial use of firearm.
2. Make sure the firearm is clear, on safe, and pointed in a safe direction.
3. Load 3 rounds into magazine.
4. Charge the bolt all the way back using the charging handle, and release to chamber the first round.
(Ensure that the bolt is seated all the way forward and the charging handle is latched.)
5. Take the safety off and fire 1 round. Check that the round ejected and the next round is chambered (The bolt, again, should be all the way forward).
6. Repeat Step 5 two more times. (The bolt should lock back after the third and final round.)
7. Make sure the firearm is clear and on safe.

SAFE SHOOTING

1. Learn the mechanical and handling characteristics of the firearm before you use it.
2. Always keep the muzzle pointed in a safe direction.
3. Firearms should be unloaded when not in use.
4. Be sure the barrel is clear of obstructions before firing.
5. Be sure of your target before you shoot.
6. Wear shooting and hearing protection when you shoot.
7. Never climb a tree or fence with a loaded firearm.
8. Do not shoot at a hard surface or at water.
9. Never transport a loaded firearm in a vehicle.
10. Do not consume alcohol or use illegal or prescription drugs which may impair your senses when shooting.

WARRANTY

DSI complete rifles are warranted to be free from defects in materials and craftsmanship for the lifetime of the rifle.

We will repair/replace any manufacturer defects regardless of owner. Customers requiring warranty service should fill out an RMA form on our website at <https://www.dark-storm.com/warranty-repair/>. Dark Storm Industries LLC will supply a shipping call tag for the return.

Under this warranty, the liability of Dark Storm Industries LLC shall be limited solely to the obligation to repair or replace the item or defect at its discretion.

Under no circumstances shall Dark Storm Industries LLC be responsible for incidental or consequential damages with respect to economic loss or injury to property, whether as a result of express or implied warranty, negligence or otherwise.

Dark Storm Industries LLC will not be responsible for the results of careless handling, unauthorized adjustments, unauthorized repairs, unauthorized modifications, corrosion, neglect, ordinary wear and tear, or unreasonable use.

**USE ONLY ANSI/SAMMI SPEC BRASS
CASE FACTORY LOADED AMMUNITION**

EXCLUSIONS

- Modification or alteration of the firearm will VOID this warranty.
- Normal wear and tear.
- Damage resulting from careless handling, neglect, unauthorized repairs, unauthorized adjustments or unauthorized modifications.
- Damage resulting from improper break-in.
- Rust, or corrosion.
- Damage resulting from defective, low-quality, hand-loaded, reloaded, or improper ammunition.
- Use of steel case ammunition will VOID this warranty



WARNING

- This rifle was designed to function in its original configuration. Alterations or modifications can make it unsafe. Use extreme caution when adding, removing, changing, or modifying any part.
- Removing the magazine does not unload the rifle. A cartridge may still be chambered. The rifle will fire if there is a cartridge in the chamber and the trigger is pulled regardless if there is a magazine in place or not.
- The safety should always be in the “SAFE” position except when the shooter is actually firing the rifle. The safety should be moved to the “SAFE” position whenever the shooter ceases firing, even temporarily.
- If dropped or struck with the safety off, the rifle may fire. Always keep the chamber empty unless actually firing.
- The bolt automatically opens and closes quickly while firing. Keep your face and hands away from it. Hot brass and gas are ejected quickly and can burn or injure you.
- If the cartridge does not load properly, do not attempt to force it. Any jam or feeding problem is a signal to immediately stop using the gun until it can be determined what is wrong. Most failures of a cartridge to feed or to chamber are caused by a damaged magazine or bolt, improper gun handling, poor or improper maintenance, incorrect or defective ammunition.
- Discharging firearms in poorly ventilated areas, cleaning firearms, or handling ammunition may result in exposure to lead and other substances known to cause birth defects, reproductive harm, and other serious physical injury. Have adequate ventilation.
- Be sure the barrel is clear of obstructions before shooting. Mud, snow or excessive oil or grease in the bore may cause damage to the rifle and can cause serious injury to the shooter or bystanders.

FAQ'S

Q: My rifle is brand new, why does it look like it has been fired?

A: We test fire every rifle before it leaves our facility. This ensures that the rifle is functioning properly. Your rifle will have a test tag on it indicating the type and number of rounds fired.

Q: What ammunition should I use in my rifle?

A: Use only brass case ammunition from a SAAMI compliant manufacturer. Do NOT use steel case ammunition. We recommend ammunition from major manufacturers such as Federal (American Eagle), Hornady, Aguila or Winchester.

Q: Can I use 7.62x51 in my rifle, it is marked .308 WIN.

A: It is recommended to use only .308 Winchester ammunition.

Q: What is the most accurate / best ammunition for my DS-10 .308 rifle?

A: DS-25 .308 rifles with a 1 in 10" twist 16" barrel are optimized for 147 grain and up .308 ammunition. Our testing has shown that Federal Gold Medal Match .308 ammunition in 168 grain is the most accurate in our rifle.

FAQ'S

Q: What is the most accurate / best ammunition for my DS-25 Hurricane 6.5 Creedmoor rifle?

A: DS-25 Hurricane 6.5 Creedmoor rifles with a 1 in 7" twist 20" barrel are optimized for 130-147 grain 6.5 Creedmoor ammunition. Our testing has shown that Hornady 147 grain ELD Match ammunition is the most accurate in our rifle.

Q: What kind of lubricant should I use in my DS-25 rifle?


A: We recommend Lucas Oil CLP for lubricating the action of your DS-25 rifle. Please refer to the Operating Procedures in the centerfold of this manual for more information on cleaning and lubricant.

Q: My bolt will not lock back when the magazine is empty. What is wrong?

A: The bolt may not lock back if the rifle is not being properly cleaned and maintained. Make sure you follow the cleaning and lubrication information in the centerfold of this manual.

WARNING

**ALWAYS USE EYE AND
EAR PROTECTION
WHILE SHOOTING**



DARK STORM INDUSTRIES LLC
Rockledge FL - Long Island NY
www.dark-storm.com 800-963-7700